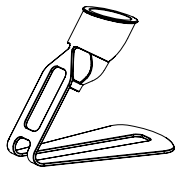


## DX-250/255 Accessory and I/O Configuration Reference Guide (Website)

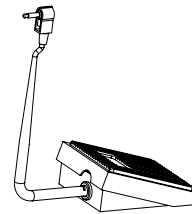
### STANDARD ACCESSORIES/SPARE PARTS ( Include with the unit)



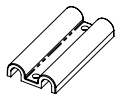
SH-300  
Syringe Holder



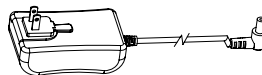
7045-0120  
Air Line Holder



7045-9020  
Foot Switch



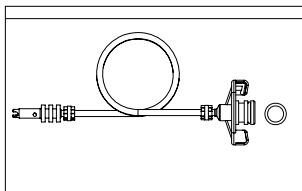
7045-0080  
Wire Bracket Holder



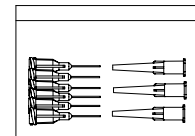
1700-0014  
Power Adapter



FTKIT  
Air Hose Fitting



910-3RHB  
10cc Receiver head Assembly



DXSAMPLENEEDLE  
TE/TT Sample Needles

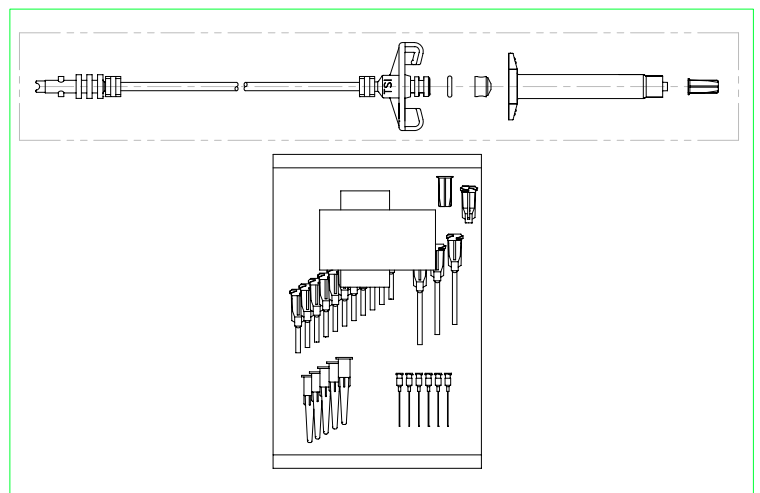
### OPTIONAL ACCESSORIES (Not include with the unit)



881-000-000  
Inline Filter (Optional)



TSD800-6  
Air Filter (Optional)



700KIT  
Receiver Head Assembly  
And Needle Kit (Optional)

## Spare Parts/Repair Parts

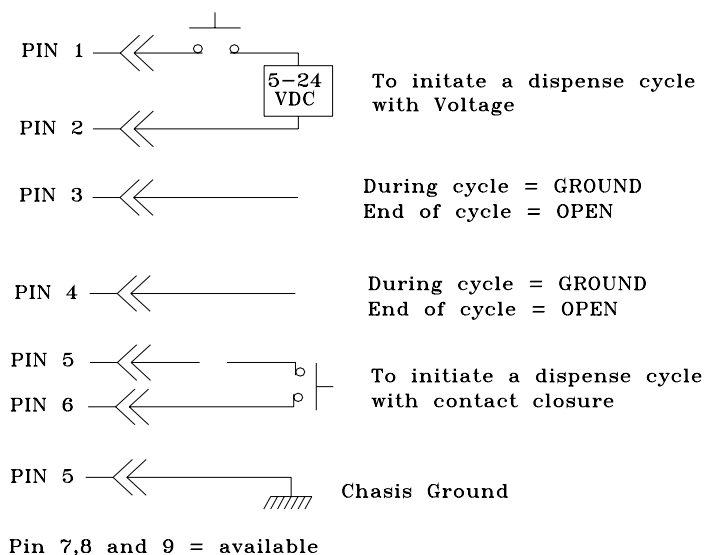
<b>Part Number</b>	<b>Description</b>
7045-0190	Pressure Gauge, 0-100 psi (DX-250)
7045-0020	Pressure Gauge, 0-15 psi (DX-255)
TSD500-48	Air Regulator, 0 - 15 psi (DX-255)
TSD500-49	Air Regulator, 0 - 100 psi (DX-250)
2900-0013	LCD, 16x2 with Back Light
7044-9010	PCBA
TSD650-33	Solenoid Valve
INTFKIT	Internal Fitting/Tubing Kit
TSD210-3	Valve, Needle
TSD201-22	Check valve
7044-0120	Vacuum Venturi
535	Coupler, Panel Mt. Quick Disc. Assy. Black
TSD1121-22	Knob, Small
TSD1121-23	Knob, Large

### I/O Configuration and End of Cycle Switch

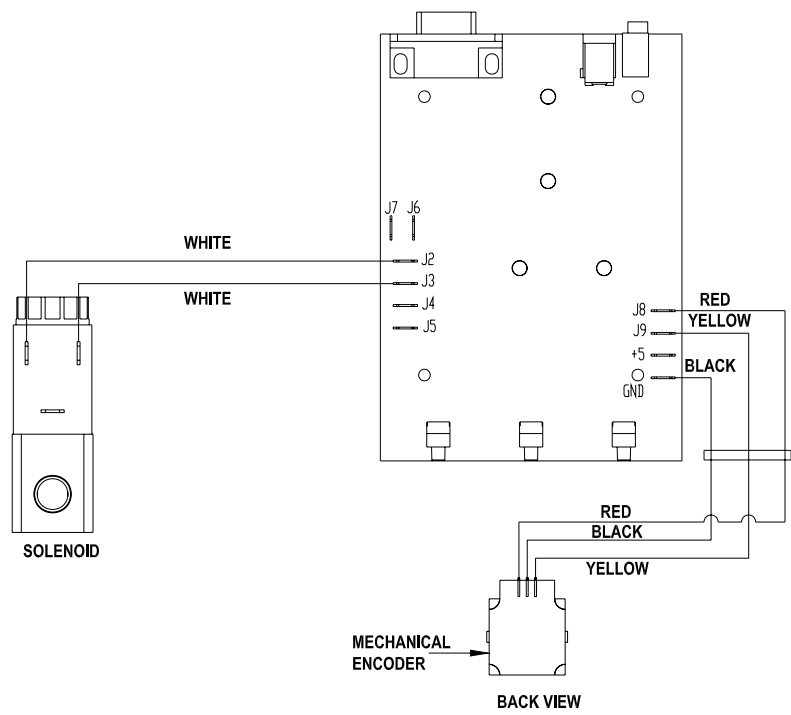
Upon completion of a dispense cycle, an open collector circuit closes and remains closed until the next dispense cycle. This circuit can be used to signal back to a host computer, start another device in sequence, or drive any other operations that need to be tied to the completion of the dispense cycle. Upon closure, (end of dispense cycle), power from an external source is allowed to pass through the circuit to operate a 5 to 24 VDC load. Power consumption must not exceed 250 mA. The load could be a relay, solenoid, counter, LED, or any device that will operate within a 5 to 24 VDC range and a maximum of 250 mA.

**Note:**

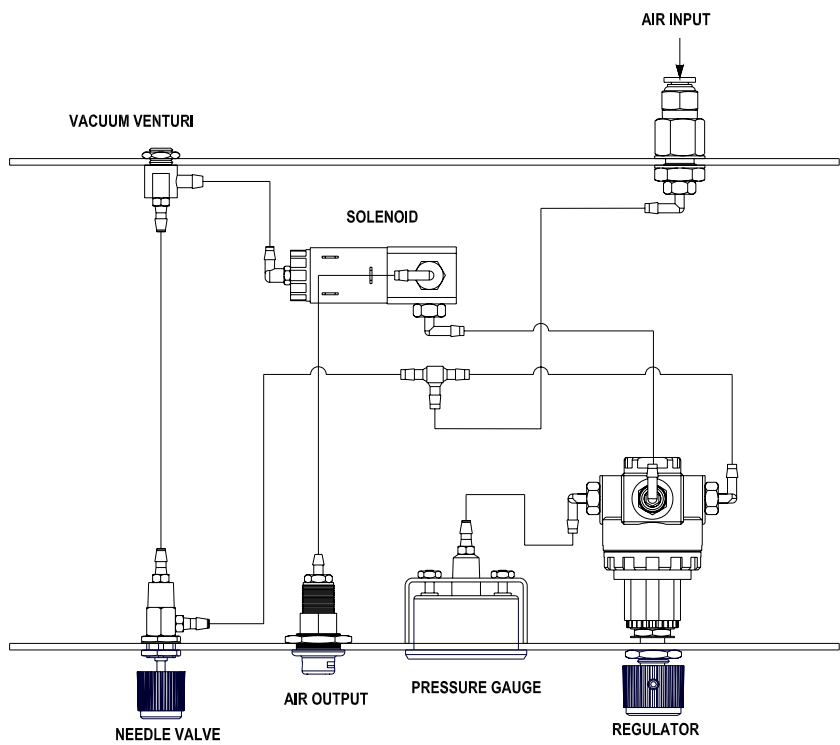
**At the end of each cycle, pin 3 will be grounded. Please make sure the external device (your machine that controls the dispenser/controller) has the same ground as the DX-250/255 controller.**



ELECTRICAL SCHEMATIC



PNEUMATIC DIAGRAM



# Mouser Electronics

Authorized Distributor

Click to View Pricing, Inventory, Delivery & Lifecycle Information:

[OK International:](#)

[1700-0014](#) [2900-0013](#) [7044-9010](#) [7045-0080](#) [7045-0120](#) [7045-0190](#) [7045-9020](#) [FTKIT](#) [INTFKIT](#) [TSD1121-22](#)  
[TSD1121-23](#) [TSD201-22](#) [TSD500-48](#) [TSD500-49](#) [TSD650-33](#) [TSD800-6](#) [SH-300](#)